

stuv₂₂

Aligning fire and architecture

22

Stûv Stories +Stûv 22

Technology harnessed for abundant creativity

stuv.com

Stûv Stories

Welcome to the world of Stûv! Our products provide ways to layout and rearrange your interior. The story that they tell is straightforward and warm, simple and efficient. A story where appearance is functional and where objects blend into the architecture. Quality and perfection are cornerstones at Stûv. To improve is to simplify. This means putting the user at the center of the design. It also means constant innovation until a perfect harmony is found between pleasure and respect for the environment. Stûv. The essential fire.

Stûv Stories +Stûv 22

Clean lines, as close
as possible to the
flames





Model shown: Stûv 22-110 I with integration structure

The Stûv 22 naturally takes its place in your interior architecture. Make the most out of the flames... thanks to an almost invisible frame. Infinitely customisable: steel, stone, wood... Thanks to a patented technique which means the finish material can be applied as close as possible to the fire. A unique appliance with peak efficiency. We invite you to find out more about the the story of Stûv 22.



Stûv Stories +Stûv 22

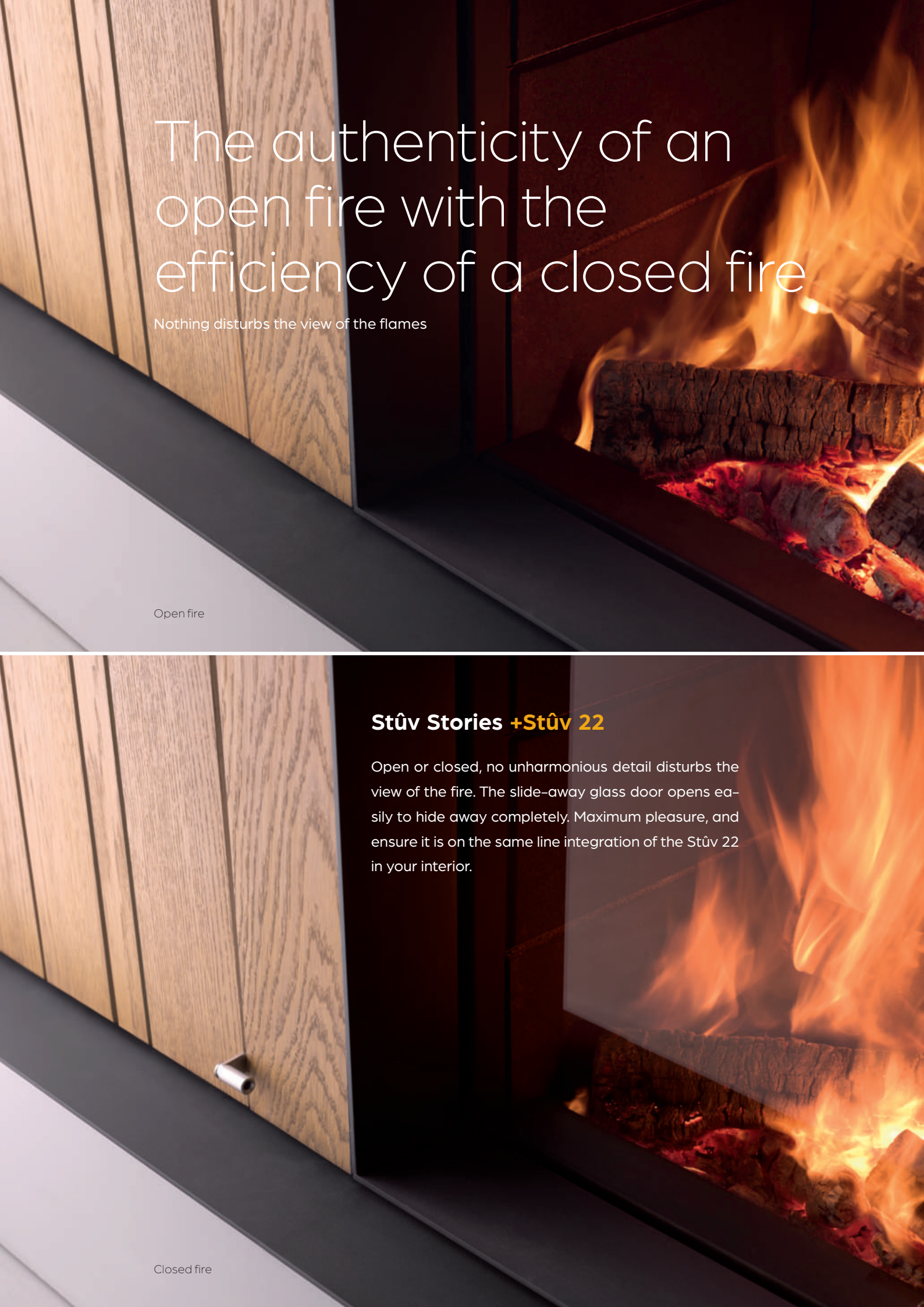
The Stûv 22-range, aesthetics and technology combined





form follows
function





The authenticity of an open fire with the efficiency of a closed fire

Nothing disturbs the view of the flames

Open fire

Stûv Stories +Stûv 22

Open or closed, no unharmonious detail disturbs the view of the fire. The slide-away glass door opens easily to hide away completely. Maximum pleasure, and ensure it is on the same line integration of the Stûv 22 in your interior.

Closed fire

Stûv patented technology

Stûv's patented technology means that the door frame disappears from view, covered with the decorative material of your choice. The frame tips forward for maintenance, giving access to the inside surface of the glass and to the stove's technical components.



This technology enables a very advanced seal which provides extremely clean combustion, with adjustment over a very wide range of output (5 to 18kW for the Stûv 22-110).

Stûv Stories +Stûv 22 – Integration structure

- + Available in 90 cm and 110 cm widths
- + Airtight seal, ensures window remains clearer
- + Very wide output range
- + Can be connected to the external air
- + Can be customised with finishing material right up to the opening





A unique
product for
creative
people

Model shown: Stuv 22-110 I with framework to be trimmed and customised wood panel finish

Stûv Stories +Stûv 22 – High front panel

- + Available in 90 cm and 110 cm widths
- + Built-in convection air inlet and outlet
- + Simplified installation
- + Can have custom sizes
- + Available in different colours: Concrete Grey, Dark Grey, rust or customised finish



Front panels offer an overall attractive solution which incorporates different functional features:

- + Managing convection air to avoid unsightly grilles
- + Simplified installation
- + High quality finishes in dark grey steel, concrete grey steel, rusted steel or with customisable finish

Fire in it's purest form



Model shown: Stûv 22-110 D with rusted steel front panel

Stûv Stories +Stûv 22 – Low front panel

Pure lines, even in the
smallest details



- + Available in 90 cm and 110 cm widths
- + Built-in convection air inlet and outlet
- + Available in different colours: White, Concrete Grey, Dark Grey and Rust finish



Model shown: Stûv 22-110 D with DS Concrete Grey front panel



Model shown: Stûv 22-90 C with L4 frame and customised stone finish

Stûv Stories +Stûv 22 – Frames

Stone, wood, steel...
Re-invent fire!



Stûv Stories +Stûv 22 – Frames

Enhanced simplicity



Model shown: Stûv 22-90 + L4 frame + customised finish in oak

Infinitely customisable thanks to a patented technique that enables the finishing material to be applied as close as possible to the fire.

- + Standard frame width of 200cm
- + Can have custom sizes
- + Available in different shades: Dark Grey, rust or customised finish



Model shown: Stûv 22-90 + L4 frame with Stûv Dark Grey steel finish

Stûv Stories +Stûv 22 – Frames

By making finishing easy, frames enable an installation set back from the brickwork, protecting the wall from spray and dirt.

- + Available in 90 cm and 110 cm widths
- + S1 (shelf), S4 (4-sided) and H (steel frame down to the ground or for a stone base) models



Model shown: Stûv 22-90 with S1 frame

Balance between pure
lines and a feeling of
warmth



Model shown: Illustrated: Stuv 22 with H frame + stone

Stûv Stories +Stûv 22 – combustion



Window lowered

- 1 Combustion air. The air needed for combustion is drawn from the outside of the building structure (under the stove or at the rear of the appliance).
- 2 Combustion. The air intake, the combustion chamber and the extraction of smoke for an air-tight system, which does not hinder the insulation and ventilation of the building.
- 3 Air chases combustion smoke from the window. This means you can continuously make the most of the view of the flames.
- 4 The smoke is diverted through a heat exchanger then extracted through the flue.

Open fire

- 5 In open fire mode, the air taken from outside the building is brought to the stove opening inlet (overfeed by bypass). Therefore an open fire does not consume the warm air in the room and does not through internal ventilation off-balance.

- 6 In open fire mode, the valve opens and allows the smoke to pass through without zig-zagging towards the flue. The draw needed is reduced, as well as the risk of smoke being driven back into the room.



Stûv Stories +Stûv 22 – convection



Use with glass lowered

- 7** The air is drawn from the living area to be reheated.
- 8** The air circulates in the convection chamber and senses the heat of the smoke.
- 9** The heated air comes out of the appliance again naturally and spreads into the room.

A fan can be added to accelerate this flow and increase the distribution of heat.

Stûv Stories +Stûv mobilobox and log trolley

- + Mobilobox: everything is to hand
(matches, maintenance products, barbecue kit, kindling etc.)
- + User-friendly log trolley, with simple and sleek lines:
an essential accessory for all Stûv stoves.



Stûv Stories +Stûv barbecue

Would you like to feel like you do in the summer all the year round? Now it's possible! Cooking food is healthier with the Stûv barbecue, as it is placed in front of the flames and not above the embers. Kebabs, sausages or fish is cooked in this way by radiation and not likely to get burnt by the drops of grease which flare up when they come in contact with burning charcoal. Installing the grill on the stove is child's play and, so that nothing spoils your pleasure, the chimney draught sucks away all the smells!



Stûv 22

Technical specifications



Technical specifications	Stûv 22-90	Stûv 22-110
weight kg	250	250
nominal heat power kW	15	16,5
optimum output range kW	5-16	5-18
efficiency %	80	80
CO emissions %	0,08	0,09
particle emissions* mg/Nm ³	12	26
range of wood consumption** kg/h	1,6-5	1,6-5,6
length of logs V/H - cm	-/50	-/80
outside air intake ø mm	200	200
patent	EP1445541	EP1445541

Features	Stûv 22-90	Stûv 22-110
+ can work as open fire	s	s
+ outside air connection	s	s
+ electric ventilation	o	o
+ light interior	o	o
+ dark interior	o	o
+ barbecue kit	o	o

Dimensions	Stûv 22-90	Stûv 22-110
+ (A) width mm	910	1110
+ (B) depth mm	505	505
+ (C1) min. height mm	1330	1130
+ (C2) max. height mm	1710	1510
+ (D) width of the glass mm	670	870
+ (E) height of the glass mm	500	400
+ (F) width of the opening mm	570	470
+ (G) duct diameter Ø mm	200	200
+ (H) position of the duct mm	213	213

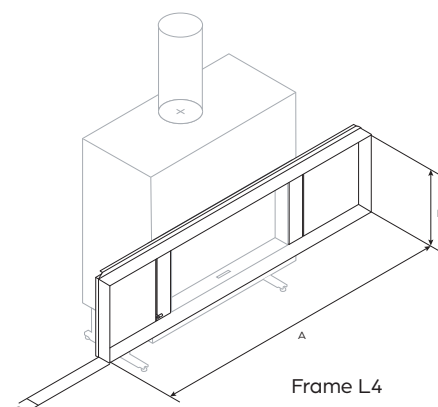
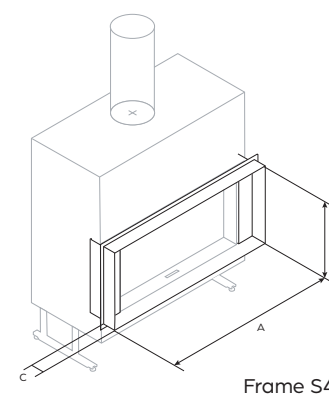
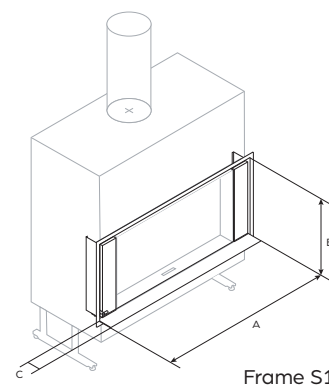
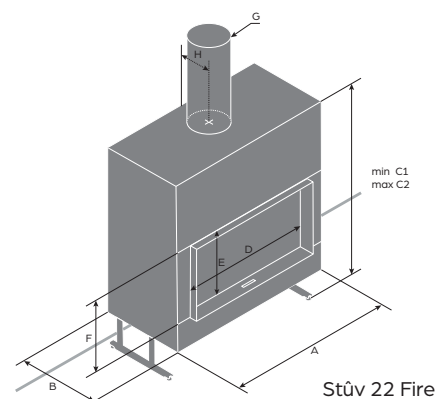
* measurement method in accordance with DIN +

** at 12 % humidity

V/H vertical position/horizontal position

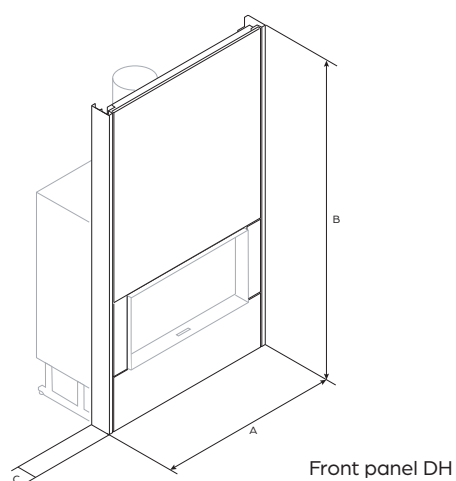
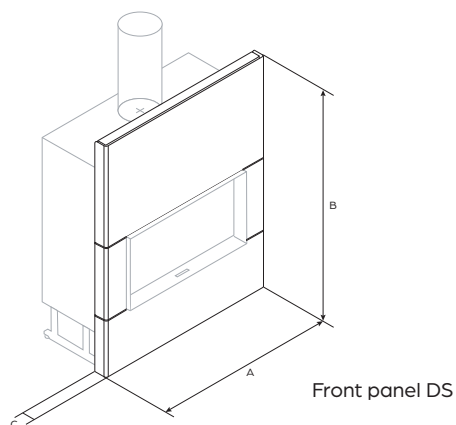
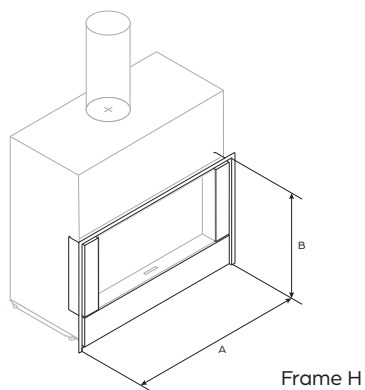
s standard

o optional



Stûv 22

Front panel



Frame/ Front panel		Stûv 22-90	Stûv 22-110
S1	A	935	1135
	B	605	505
	C	80	80
S4	A	935	1135
	B	605	505
	C	80	80
H	A	935	1135
	B	805	730
L4	A	1970	1970
	B	605	505
	C	80	80
DS	A	995	1195
	B	1730	1530
	C	115	115
DH	A	970	1170
	B	2100	2100
	C	132	132

The constant search for improvement...

Stûv invests enormously in research and development in both its own laboratory and thanks to its partnerships with specialists in the field of combustion. Each detail is important in optimising the performance of the stove. Stûv devices meet the most stringent standards in terms of respect for the environment. We give priority to ergonomics and simplicity at all stages – installation, use, maintenance – so that every user can use their Stûv exactly how they want it. This is the reason we provide detailed installation instructions, we select our sales network and organise training sessions for our retail and installations partners.

The Stûv guarantee

- + Stûv fires are renowned for their design and performance. They are also solid, reliable and durable.
- + The fires and their components are made in Europe with the utmost care. A well-maintained Stûv fire is for life.
- + This is why Stûv offers the users of its products an extended guarantee. Three years' guarantee in addition to the legal guarantee.
- + In total, 5 years on the body of the fire, 3 years on the electrical components and 3 years on the other components. For detailed information, visit stuv.com.

What do you need to do to benefit from this extended guarantee?

Complete the guarantee form that you will find at the end of the user manual and return the hard copy to Stûv or – the easier option – complete the online form at stuv.com.



All Stûv fireplaces are designed to burn wood with a humidity level of less than 20 %.

All Stûv fireplaces were tested according to EN 13240 CE and EN 13229.

Complies with standards :

BimSchV1 & 2 (DE), Opair(CH), DINplus (N-EU), BE Phase 1, 2 & 3, EcoDesign (EU), Flamme Verte 7* (FR)

Colophon

design Brigitte Boits

photography François Chevalier

styling Edith Vervest

communication manager Serge Alhadeff

responsible editor Gérard Pitance

Documents and photos are for information purposes only. Stûv reserves the right to make changes without warning. Every care has been taken in the preparation of this brochure; however, we do not accept any responsibility for any mistakes that it may contain.



Stûv Stories

+ Find out about all
the products in the
Stûv range

+ wood

Stûv 16 | Stûv 21 | Stûv 22 |

Stûv 30 | Stûv 30-compact |

Stûv microMega

+ gas

Stûv tulp

+ pellets

Stûv P-10

Stûv stoves are distributed by :

Stûv stoves are designed and
manufactured by: **Stûv nv**
rue Jules Borbouse 4
B - 5170 Bois-de-Villers
Belgium
info@stuv.com
stuv.com

join us



stûv

The essential fire