

VIEW OUR FULL RANGE OF FLAMERITE FIRES

www.flameritefires.com



GLAZER MODULE

2019
-20

www.flameritefires.com

Flamerite Fires Ltd, Greenhough Road, Lichfield, Staffordshire WS13 7AU
Tel: 01543 251122 | **Fax:** 01543 251133 | **Email:** info@flameritefires.com

These products are only suitable for well insulated spaces or occasional use.

Manufactured in the United Kingdom. All products are protected by patents, registered design and intellectual property rights. Flamerite Fires Ltd. will protect these rights. All specifications are correct at the time of publishing but are subject to change.

20 YEARS A FAMILY RUN BUSINESS

Flamerite Fires was founded in 1999 in the historic city of Lichfield, carrying on a thirty-year family tradition of producing electric fires with outstanding design. Since then Flamerite Fires has led the way in changing the look and feel of what was a basic product, falling out of fashion, into a modern and stylish appliance, sought after by homemakers old and young for rooms of all kinds.

Over its 20 year history, Flamerite Fires has won numerous awards and gained a reputation for integrity, excellent customer service and support for the independent retail sector as well as for producing high quality, innovative electric fires, stoves and suites.

Now, with half a century's expertise in manufacturing electric fires and fireplaces, we proudly welcome a third generation into the family business, who remain committed to building good working relationships whilst being mindful of the need to protect the environment and striving for continuous improvement in everything Flamerite does.



Energy efficient LED fires



Smart eControl app and tablet

Easy to use iOS & Android app with advanced features to control your fire.



SMART eControl

Easy to use iOS & Android app with advanced features to control your fire.



A strong and radiant flame image with a deep fuel reflection.

OMNIGLIDE®

A tilting glass panel that enhances the flame picture creating infinity depth, encloses the fuel bed and conceals the heater.

CinderWOOD

A log fuel effect featuring a realistic and internal radiant burn at the heart of your fire.



FEATURES

- Thermostatically controlled heat
- Dimmable LED flame effect with flicker control
- Adaptive 7 day single event programmable heat timer



The low energy LED flame effect can be enjoyed with or without heat. Scan the QR code to see the full Glazer range in more detail.

GLAZER FIRE

- Panoramic 3, 2 or 1 sided glass burn area
- Cinderwood log effect with radiant burn
- Thermostatically control 750W/1500W concealed fan heater
- OmniGlide 2 position front glass with dimmable LED flame effect
- iOS & Android app advanced feature (download required)
- Manual keypad & optional Flamerite control tablet
- Inset, flat wall mounted or floor standing
- Fire can be purchased separately



OMNIGLIDE® CinderWOOD RADIANCE 3D



FLAMERITE FIRES
2019-20

ONE FIRE NUMEROUS OPTIONS

Our stylish Glazer modular range will make a statement in any room. The Glazer is available to purchase on its own as a 3, 2 or 1 sided fire or match it with one of our four suites.

Choose the Exo or Iona to mount on the wall, or Strato or Tropo to stand on the floor. All four suites fit flat to the wall and are easy to install. For something a little more bespoke you can mix and match any of the bases and tops as well as order a chimney breast to a bespoke height (standard 5ft/1525mm). For something a little extra, an optional TV link is also available for both floor standing suites.

The fires can be controlled both manually and via Bluetooth. Flamerites Fires award-winning Smart eControl app allows use of the advance features, which include a thermostatically controlled 1.5kw heater, two dimmers, flicker and an adaptively controlled 7 day heat timer.



FOLD OUT THE COVERS FOR FIRE INFORMATION

Fold-out both sides of the outer cover as you navigate through the brochure for more information on all our products.



GLAZER 600





06

GLAZER 900



07



GLAZER 1000



GLAZER 1500



EXO 1000



EXO 1500-1200 FS



EXO 1500-1200



EXO 1500-1100 CB

EXO 900



EXO 1500-1000 CB



EXO 1200-1000



EXO 1200-1000 CB



EXO 1500-1200

EXO 600



EXO 820-700



EXO 820-700 CB



IONA 820-700 CB



IONA 820-700

IONA 600



IONA 900

IONA 1200-1000



IONA 1200-1000 CB



IONA 1500-1200



IONA 1500-1000 CB



IONA 1000

IONA 1500-1200



IONA 1500-1100 CB



EXO 1500-1200 FS



STRATO 900

STRATO 1500-1000 CB



STRATO 1200-1000



STRATO 1200-1000 CB



STRATO 1500-1200



STRATO 1500-1000 CB + 1200Link R



STRATO 1500-1000 + 1200TV Link R



STRATO 1500-1200 + 1200Link R



STRATO 1500-1000 CB + 1200TV Link R



TROPO 1000

TROPO 1500-1100 CB + 1200TV Link



TROPO 1500-1200



TROPO 1500-1100 CB



TROPO 1500-1200 + 1200TV Link



TROPO 820-700



TROPO 820-700 CB



TROPO 820-700 + 1200TV Link

STRATO 900

Base height: 400mm | Top height: 140mm | Depth: 350mm

 1500-1200	 1200-1000	 1200-1000 CB
 1500R-1200	 1500R-1000	 1500
 1200Link R	 1200TV Link R	 1500R

Chimney Breast d:320 h:1525 or bespoke

LINK DIRECTION
☐ LEFT ☐ RIGHT

Compartment size
w:1135 h:160 d:265

TROPO 600 / 1000

Base height: 400mm | Top height: 140mm | Depth: 350mm

 1200TV Link	 820-700 CB	 1500-1100 CB
 820-700	 1500-1200	

Chimney Breast d:320 h:1305 or bespoke


Chimney Breast d:320 h:1455 or bespoke

Compartment size
w:1100 h:180 d:265


Tick your chosen product colour option to order. ☒ ☐
Product ranges can be mixed to create your bespoke combination.

EXO 1000


Base height: 140mm | Top height: 140mm | Depth: 350mm




1500-1200



1500-1200 with Base



1500-1100 CB




Optional Base

IONA 1000


Base height: 140mm | Top height: 140mm | Depth: 350mm




1500-1200



1500-1200 with Base




1500-1100 CB




Optional Base

EXO 900


Base height: 140mm | Top height: 140mm | Depth: 350mm



1500-1200



1200-1000




1200-1000 CB



1500

IONA 900

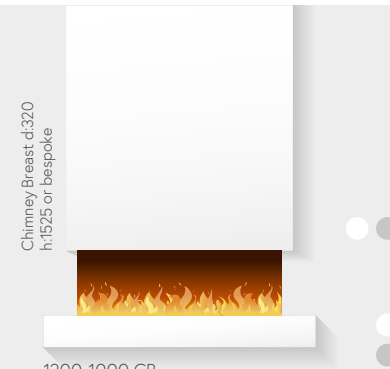
Base height: 140mm | Top height: 140mm | Depth: 350mm



1500-1200



1200-1000



1200-1000 CB




1500

EXO 600

Base height: 140mm | Top height: 140mm | Depth: 350mm



820-700




820-700 CB


Tick your chosen product colour option to order. **Product ranges can be mixed to create your bespoke combination.**

IONA 600

Base height: 140mm | Top height: 140mm | Depth: 350mm



820-700



820-700 CB

Tick your chosen product colour option to order. **Product ranges can be mixed to create your bespoke combination.**

FLAMERITE FIRES 2019-20

GLAZER 3-2-1
SIDED FIRE

As standard, the Glazer range can easily be converted into a 3, 2 or 1 glass sided fire to suit your décor requirement.

MINIMUM OPENING TO FIT AND INSET THE FIRE

Model	H	W1side	W2side	W3side	D
600	725mm	645mm	625mm	610mm	265mm
900	505mm	945mm	925mm	910mm	265mm
1000	575mm	1045mm	1025mm	1010mm	265mm
1500	575mm	1545mm	1545mm	1510mm	265mm

VISIBLE BURN AREA AFTER FITTING

Model	H	W1side	W2side	W3side	D2/3side
600	500mm	645mm	625mm	600mm	180mm
900	280mm	945mm	925mm	900mm	180mm
1000	350mm	1045mm	1025mm	1000mm	180mm
1500	350mm	1545mm	1545mm	1500mm	180mm

See website for more dimension details.



3 SIDED FIRE



2 SIDED FIRE



1 SIDED FIRE